



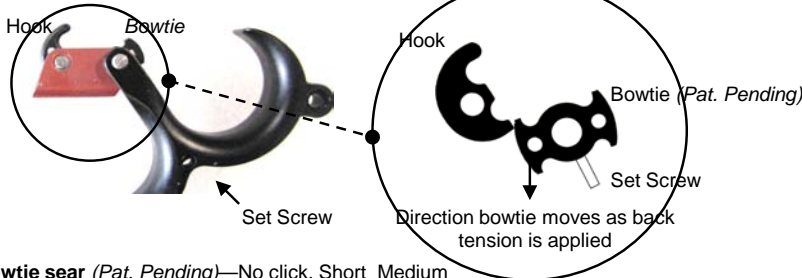
CONGRATULATIONS on your purchase of a newly re-engineered Hot Shot release! This is one of the finest products on the archery market today.

X-TACY


Included in this package:
 One 3- or 4-finger X-tacy back tension release
 5/64 hex key
 Extra rubber bands for hook placement
 Extra handle-bowtie dowel pins

Hook & bowtie sear are surface treated to incredible hardness that virtually eliminates wear at contact points. Due to the materials used, your Hot Shot release will function even more smoothly over time.


Basic functioning of the back tension release.



The bowtie sear (Pat. Pending)—No click, Short Medium or Long click delay choices.




Note: the factory setting is at Slight travel & Medium click



Setting the bowtie for choice of Travel & Click.

1. Loosen set screw w/ hex key.
2. Push out the pin holding hook & bowtie mount onto the handle arm.
3. Place bowtie in hook & bowtie mount w/ desired click edge against hook bottom edge.
4. Re-position handle arm around hook & bowtie mount.
5. Align pin holes of handle arm, hook mount & bowtie using hex key.
6. Insert pin on side opposite hex key.
7. Position bowtie for desired travel/creep.
8. Affix bowtie position by tightening set screw w/ hex key.

WARNING: Over-torquing the set screw will bend the handle-bowtie pin resulting in misalignment & malfunction.



Rotating top of bowtie toward handle increases creep/travel
 Rotating toward hook decreases creep/travel

Replacing a broken rubber-band.

1. Disconnect hook & bowtie mount from handle arm (loosen set screw & remove pin).
2. Straighten a metal paper clip & bend a small hook on one end.
3. Push the hook end of the paper clip through the hook mount & out the bottom.
4. Place a rubber-band in the paper clip hook.
5. Gently pull the rubber-band through the hook mount, first catching the rubber-band on the bottom post, then working the rubber-band around the base of the string-hook.
6. Gently remove the paper clip from the rubber-band.



3-YEAR LIMITED WARRANTY

Every new Hot Shot release is guaranteed for three years against defects in materials and workmanship. For warranty service, the release must be returned to Hot Shot Mfg. Upon determination that the release is defective under this warranty, we will repair or replace it.

Normal wear, abrasion, misuse, abuse, alteration and disassembly of the release (exception: disassembly to reposition bowtie) are not covered by warranty.

Lost parts are not covered by warranty. Replacement parts can be ordered by calling us or ordering them through our website.

To obtain warranty service, send your release to the Hot Shot Mfg address shown below. Shipping charges to us are not covered in this warranty. Include with the release your name and address, telephone number and a description of the problem.

Hot Shot Manufacturing
 Cajun Archery
 708 W 1800 N Ste 11A
 Logan, UT 84321
 (435) 752-9302
 Fax (435) 752-9533
 Email info@cajunarchery.com
 www.HotShotManufacturing.com

